

A Brain-Friendly Guide

Head First JavaScript Programming

INSIDER EDITION



Watch out for
common JavaScript
traps and pitfalls

Avoid
embarrassing
typing conversion
mistakes



Bend your mind
around 100 puzzles
& exercises



Launch your
programming
career in
one chapter



Learn why everything
your friends know about
functions are probably wrong



O'REILLY®

Eric Freeman & Elisabeth Robson

Head First JavaScript Programming

Wouldn't it be dreamy if there was
an JavaScript book that was more
fun than going to the dentist and
more revealing than an IRS form?
It's probably just a fantasy...



Eric Freeman
Elisabeth Robson

O'REILLY®

Beijing • Cambridge • Köln • Sebastopol • Tokyo

Head First JavaScript Programming

by Eric Freeman and Elisabeth Robson

Copyright © 2013 Eric Freeman and Elisabeth Robson. All rights reserved.

Printed in the United States of America.

Published by O'Reilly Media, Inc., 1005 Gravenstein Highway North, Sebastopol, CA 95472.

O'Reilly Media books may be purchased for educational, business, or sales promotional use. Online editions are also available for most titles (<http://my.safaribooksonline.com>). For more information, contact our corporate/institutional sales department: (800) 998-9938 or corporate@oreilly.com.

Series Creators:	Kathy Sierra, Bert Bates
Editor:	Meghan Blanchette, Mike Hendrickson
Cover Designer:	Karen Montgomery
HTML Wranglers:	Elisabeth Robson, Eric Freeman
Production Editor:	Kristen Borg
Indexer:	TK
Proofreader:	TK
Page Viewer:	Oliver



Printing History:

November 2013: First Edition.

Nutshell Handbook, the Nutshell Handbook logo, and the O'Reilly logo are registered trademarks of O'Reilly Media, Inc. The *Head First* series designations, *Head First JavaScript Programming*, and related trade dress are trademarks of O'Reilly Media, Inc.

Many of the designations used by manufacturers and sellers to distinguish their products are claimed as trademarks. Where those designations appear in this book, and O'Reilly Media, Inc., was aware of a trademark claim, the designations have been printed in caps or initial caps.

While every precaution has been taken in the preparation of this book, the publisher and the authors assume no responsibility for errors or omissions, or for damages resulting from the use of the information contained herein.

In other words, if you use anything in *Head First JavaScript Programming* to, say, run a nuclear power plant, you're on your own. We do, however, encourage you to visit the Head First Lounge.

No variables were harmed in the making of this book.

Thanks to ...

ISBN: [?]
[?]

Authors of Head First JavaScript Programming



Eric Freeman

Eric is described by Head First series co-creator Kathy Sierra as “one of those rare individuals fluent in the language, practice, and culture of multiple domains from hipster hacker, corporate VP, engineer, think tank.”

Professionally, Eric recently ended nearly a decade as a media company executive—having held the position of CTO of Disney Online & Disney.com at The Walt Disney Company. Eric is now devoting his time to WickedlySmart, a startup he co-created with Elisabeth.

By training, Eric is a computer scientist, having studied with industry luminary David Gelernter during his Ph.D. work at Yale University. His dissertation is credited as the seminal work in alternatives to the desktop metaphor, and also as the first implementation of activity streams, a concept he and Dr. Gelernter developed.

In his spare time, Eric is deeply involved with music; you’ll find Eric’s latest project, a collaboration with ambient music pioneer Steve Roach, available on the iPhone app store under the name Immersion Station.

Eric lives with his wife and young daughter on Bainbridge Island. His daughter is a frequent visitor to Eric’s studio, where she loves to turn the knobs of his synths and audio effects.

Write to Eric at eric@wickedlysmart.com or visit his site at <http://ericfreeman.com>.



Elisabeth Robson

Elisabeth is a software engineer, writer, and trainer. She has been passionate about technology since her days as a student at Yale University, where she earned a Masters of Science in Computer Science and designed a concurrent, visual programming language and software architecture.

Elisabeth’s been involved with the Internet since the early days; she co-created the award-winning Web site, The Ada Project, one of the first Web sites designed to help women in computer science find career and mentorship information online.


She’s currently co-founder of WickedlySmart, an online education experience centered on web technologies, where she creates books, articles, videos and more. Previously, as Director of Special Projects at O’Reilly Media, Elisabeth produced in-person workshops and online courses on a variety of technical topics and developed her passion for creating learning experiences to help people understand technology. Prior to her work with O’Reilly, Elisabeth spent time spreading fairy dust at The Walt Disney Company, where she led research and development efforts in digital media.

When not in front of her computer, you’ll find Elisabeth hiking, cycling or kayaking in the great outdoors, with her camera nearby, or cooking vegetarian meals.

You can send her email at beth@wickedlysmart.com or visit her blog at <http://elisabethrobson.com>.

how to use this book

Intro



In this section, we answer the burning question:
"So, why DID they put that in an JavaScript book?"

Who is this book for?

If you can answer “yes” to all of these:

- ① Do you have access to a computer with a **web browser** and a **text editor**?
- ② Do you want to **learn, understand, and remember** how to **program with JavaScript** using the best techniques and the most recent standards?
- ③ Do you prefer **stimulating dinner party conversation** to **dry, dull, academic lectures**?

this book is for you.

← If you have access to any computer manufactured in the last decade, the answer is yes.

Who should probably back away from this book?

If you can answer “yes” to any one of these:

- ① **Are you completely new to web development?**
Are the words HTML and CSS foreign concepts to you? If so, you'll probably want to start with *Head First HTML & CSS* to understand how to put web pages together before tackling JavaScript.
- ② Are you a kick-butt web developer looking for a **reference book**?
- ③ Are you **afraid to try something different**? Would you rather have a root canal than mix stripes with plaid? Do you believe that a technical book can't be serious if JavaScript functions are anthropomorphized?

this book is not for you.



[Note from marketing: this book is for anyone with a credit card.]

We know what you're thinking.

"How can this be a serious book?"

"What's with all the graphics?"

"Can I actually learn it this way?"

And we know what your brain is thinking.

Your brain craves novelty. It's always searching, scanning, *waiting* for something unusual. It was built that way, and it helps you stay alive.

Today, you're less likely to be a tiger snack. But your brain's still looking. You just never know.

So what does your brain do with all the routine, ordinary, normal things you encounter? Everything it *can* to stop them from interfering with the brain's *real* job—recording things that *matter*. It doesn't bother saving the boring things; they never make it past the "this is obviously not important" filter.

How does your brain *know* what's important? Suppose you're out for a day hike and a tiger jumps in front of you, what happens inside your head and body?

Neurons fire. Emotions crank up. *Chemicals surge.*

And that's how your brain knows...

This must be important! Don't forget it!

But imagine you're at home, or in a library. It's a safe, warm, tiger-free zone. You're studying. Getting ready for an exam. Or trying to learn some tough technical topic your boss thinks will take a week, ten days at the most.

Just one problem. Your brain's trying to do you a big favor. It's trying to make sure that this *obviously* non-important content doesn't clutter up scarce resources. Resources that are better spent storing the really *big* things. Like tigers. Like the danger of fire. Like how you should never again snowboard in shorts.

And there's no simple way to tell your brain, "Hey brain, thank you very much, but no matter how dull this book is, and how little I'm registering on the emotional Richter scale right now, I really *do* want you to keep this stuff around."




We think of a “Head First” reader as a learner.

So what does it take to *learn* something? First, you have to *get* it, then make sure you don’t *forget* it. It’s not about pushing facts into your head. Based on the latest research in cognitive science, neurobiology, and educational psychology, *learning* takes a lot more than text on a page. We know what turns your brain on.

Some of the Head First learning principles:

Make it visual. Images are far more memorable than words alone, and make learning much more effective (up to 89% improvement in recall and transfer studies). It also makes things more understandable. **Put the words within or near the graphics** they relate to, rather than on the bottom or on another page, and learners will be up to twice as likely to solve problems related to the content.



It really think JavaScript should go in the <head> element..



Not so fast! There are performance and page loading implications!

Use a conversational and personalized style. In recent studies, students performed up to 40% better on post-learning tests if the content spoke directly to the reader, using a first-person, conversational style rather than taking a formal tone. Tell stories instead of lecturing. Use casual language. Don’t take yourself too seriously. Which would you pay more attention to: a stimulating dinner party companion, or a lecture?

Get the learner to think more deeply. In other words, unless you actively flex your neurons, nothing much happens in your head. A reader has to be motivated, engaged, curious, and inspired to solve problems, draw conclusions, and generate new knowledge. And for that, you need challenges, exercises, and thought-provoking questions, and activities that involve both sides of the brain, and multiple senses.

Now that I have your attention, should I be careful using global variables?



Get—and keep—the reader’s attention. We’ve all had the “I really want to learn this but I can’t stay awake past page one” experience. Your brain pays attention to things that are out of the ordinary, interesting, strange, eye-catching, unexpected. Learning a new, tough, technical topic doesn’t have to be boring. Your brain will learn much more quickly if it’s not.

Touch their emotions. We now know that your ability to remember something is largely dependent on its emotional content. You remember what you care about. You remember when you *feel* something. No, we’re not talking heart-wrenching stories about a boy and his dog. We’re talking emotions like surprise, curiosity, fun, “what the...?”, and the feeling of “I Rule!” that comes when you solve a puzzle, learn something everybody else thinks is hard, or realize you know something that “I’m more technical than thou” Bob from engineering *doesn’t*.



Metacognition: thinking about thinking

If you really want to learn, and you want to learn more quickly and more deeply, pay attention to how you pay attention. Think about how you think. Learn how you learn.

Most of us did not take courses on metacognition or learning theory when we were growing up. We were *expected* to learn, but rarely *taught* how to learn.

But we assume that if you're holding this book, you really want to learn how to create JavaScript programs. And you probably don't want to spend a lot of time. And you want to *remember* what you read, and be able to apply it. And for that, you've got to *understand* it. To get the most from this book, or *any* book or learning experience, take responsibility for your brain. Your brain on *this* content.

The trick is to get your brain to see the new material you're learning as Really Important. Crucial to your well-being. As important as a tiger. Otherwise, you're in for a constant battle, with your brain doing its best to keep the new content from sticking.

So how **DO** you get your brain to think JavaScript is as important as a tiger?

There's the slow, tedious way, or the faster, more effective way. The slow way is about sheer repetition. You obviously know that you *are* able to learn and remember even the duller of topics, if you keep pounding on the same thing. With enough repetition, your brain says, "This doesn't *feel* important to him, but he keeps looking at the same thing *over* and *over* and *over*, so I suppose it must be."

The faster way is to do **anything that increases brain activity**, especially different *types* of brain activity. The things on the previous page are a big part of the solution, and they're all things that have been proven to help your brain work in your favor. For example, studies show that putting words *within* the pictures they describe (as opposed to somewhere else in the page, like a caption or in the body text) causes your brain to try to make sense of how the words and picture relate, and this causes more neurons to fire. More neurons firing = more chances for your brain to *get* that this is something worth paying attention to, and possibly recording.

A conversational style helps because people tend to pay more attention when they perceive that they're in a conversation, since they're expected to follow along and hold up their end. The amazing thing is, your brain doesn't necessarily *care* that the "conversation" is between you and a book! On the other hand, if the writing style is formal and dry, your brain perceives it the same way you experience being lectured to while sitting in a roomful of passive attendees. No need to stay awake.

But pictures and conversational style are just the beginning.



Here's what WE did:

We used **pictures**, because your brain is tuned for visuals, not text. As far as your brain's concerned, a picture really *is* worth 1024 words. And when text and pictures work together, we embedded the text *in* the pictures because your brain works more effectively when the text is *within* the thing the text refers to, as opposed to in a caption or buried in the text somewhere.

We used **redundancy**, saying the same thing in *different* ways and with different media types, and *multiple senses*, to increase the chance that the content gets coded into more than one area of your brain.

We used concepts and pictures in **unexpected** ways because your brain is tuned for novelty, and we used pictures and ideas with at least *some* **emotional** content, because your brain is tuned to pay attention to the biochemistry of emotions. That which causes you to *feel* something is more likely to be remembered, even if that feeling is nothing more than a little **humor**, **surprise**, or **interest**.

We used a personalized, **conversational style**, because your brain is tuned to pay more attention when it believes you're in a conversation than if it thinks you're passively listening to a presentation. Your brain does this even when you're *reading*.

We included more than 100 **activities**, because your brain is tuned to learn and remember more when you **do** things than when you *read* about things. And we made the exercises challenging-yet-do-able, because that's what most *people* prefer.

We used **multiple learning styles**, because *you* might prefer step-by-step procedures, while someone else wants to understand the big picture first, while someone else just wants to see a code example. But regardless of your own learning preference, *everyone* benefits from seeing the same content represented in multiple ways.

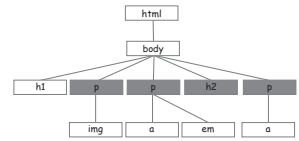
We include content for **both sides of your brain**, because the more of your brain you engage, the more likely you are to learn and remember, and the longer you can stay focused. Since working one side of the brain often means giving the other side a chance to rest, you can be more productive at learning for a longer period of time.

And we included **stories** and exercises that present **more than one point of view**, because your brain is tuned to learn more deeply when it's forced to make evaluations and judgements.

We included **challenges**, with exercises, and by asking **questions** that don't always have a straight answer, because your brain is tuned to learn and remember when it has to *work* at something. Think about it—you can't get your *body* in shape just by *watching* people at the gym. But we did our best to make sure that when you're working hard, it's on the *right* things. That **you're not spending one extra dendrite** processing a hard-to-understand example, or parsing difficult, jargon-laden, or overly terse text.

We used **people**. In stories, examples, pictures, etc., because, well, because *you're* a person. And your brain pays more attention to *people* than it does to *things*.

We used an **80/20** approach. We assume that if you're going to be a kick-butt JavaScript developer, this won't be your only book. So we don't talk about *everything*. Just the stuff you'll actually *need*.



Be the Browser




BULLET POINTS



Puzzles





*Cut this out and stick it
on your refrigerator.*

Here's what YOU can do to bend your brain into submission

So, we did our part. The rest is up to you. These tips are a starting point; listen to your brain and figure out what works for you and what doesn't. Try new things.

1 **Slow down. The more you understand, the less you have to memorize.**

Don't just *read*. Stop and think. When the book asks you a question, don't just skip to the answer. Imagine that someone really *is* asking the question. The more deeply you force your brain to think, the better chance you have of learning and remembering.

2 **Do the exercises. Write your own notes.**

We put them in, but if we did them for you, that would be like having someone else do your workouts for you. And don't just *look* at the exercises. **Use a pencil.** There's plenty of evidence that physical activity *while* learning can increase the learning.

3 **Read the "There are No Dumb Questions"**

That means all of them. They're not optional sidebars—*they're part of the core content!* Don't skip them.

4 **Make this the last thing you read before bed. Or at least the last *challenging* thing.**

Part of the learning (especially the transfer to long-term memory) happens *after* you put the book down. Your brain needs time on its own, to do more processing. If you put in something new during that processing-time, some of what you just learned will be lost.

5 **Drink water. Lots of it.**

Your brain works best in a nice bath of fluid. Dehydration (which can happen before you ever feel thirsty) decreases cognitive function.

6 **Talk about it. Out loud.**

Speaking activates a different part of the brain. If you're trying to understand something, or increase your chance of remembering it later, say it out loud. Better still, try to explain it out loud to someone else. You'll learn more quickly, and you might uncover ideas you hadn't known were there when you were reading about it.

7 **Listen to your brain.**

Pay attention to whether your brain is getting overloaded. If you find yourself starting to skim the surface or forget what you just read, it's time for a break. Once you go past a certain point, you won't learn faster by trying to shove more in, and you might even hurt the process.

8 **Feel something!**

Your brain needs to know that this *matters*. Get involved with the stories. Make up your own captions for the photos. Groaning over a bad joke is *still* better than feeling nothing at all.

9 **Create something!**

Apply this to something new you're designing, or rework an older project. Just do *something* to get some experience beyond the exercises and activities in this book. All you need is a pencil and a problem to solve... a problem that might benefit from using JavaScript.

Read Me

This is a learning experience, not a reference book. We deliberately stripped out everything that might get in the way of learning whatever it is we're working on at that point in the book. And the first time through, you need to begin at the beginning, because the book makes assumptions about what you've already seen and learned.

We teach the GOOD parts of JavaScript, and warn you about the BAD parts.

JavaScript is a programming language bad boy. It didn't come up through the ivy leagues with plenty of time for committee acceptance and academic peer review. JavaScript was thrown out into the world out of necessity and grew up in the early browser neighborhood. So, be warned: JavaScript has some great parts and some not so great parts. But, overall, JavaScript is brilliant, if you use it intelligently.

In this book, we teach you to use the great parts to best advantage, and we'll point out the bad parts, and advise you to drive around them.

We don't exhaustly cover every single aspect of the language.

There's a lot you can learn about JavaScript. This book is not a reference book; it's a learning book, so it doesn't cover everything there is to know about JavaScript. Our goal is to teach you the fundamentals of using JavaScript so that you can pick up any old reference book and do whatever you want with JavaScript.

This book does teach you JavaScript in the browser.

The browser is not only the most common environment that JavaScript runs in, it's also the most convenient (everyone has a computer with a text editor and a browser, and that's all you need to get started with JavaScript). Running JavaScript in the browser also means you get instant gratification: you can write code and all you have to do is reload your web page to see what it does. So, we'll spend lots of time making the browser do things using JavaScript.

This book advocates well-structured and readable code based on best practices.

You want to write code that you and other people can read and understand, code that will still work in next year's browsers. You want to write code in the most straight-forward way so you can get the job done and get on to better things. In this book we're going to teach you to write clear, well-organized code that anticipates change from the get-go. Code you can be proud of, code you'll want to frame and put on the wall (just take it down before you bring your date over).

We encourage you to use more than one browser with this book.

We teach you to write JavaScript that is based on standards, but you're still likely to encounter minor differences in the way web browsers interpret JavaScript. While we'll do our best to ensure all the code in the book works in all modern browsers, and even show you a

few tricks to make sure your code is supported by those browsers, we encourage you to pick at least two browsers and test your JavaScript using them. This will give you experience in seeing the differences among browsers and in creating JavaScript code that works well in a variety of browsers with consistent results.

Programming is serious business, you're going to have to work, sometimes hard.

If you've already had some programming experience, then you know what we're talking about. If you're coming straight from *Head First HTML and CSS*, then you're going to find writing code is a little, well, different. Programming requires a different way of thinking. Programming is logical, at times very abstract, and requires you to think in an algorithmic way. But no worries, we're going to do all that in a brain-friendly way. Just take it a bit at a time, make sure you're well nourished, and get plenty of sleep. That way, these new programming concepts will really sink in.

The activities are NOT optional.

The exercises and activities in this book are *not* add-ons; they're part of the core content of the book. Some of them are to help with memory, some are for understanding, and some will help you apply what you've learned. Don't skip the exercises. The crossword puzzles are the only things you don't have to do, but they're good for giving your brain a chance to think about the words in a different context.

The redundancy is intentional and important.

One distinct difference in a Head First book is that we want you to really get it. And we want you to finish the book remembering what you've learned. Most reference books don't have retention and recall as a goal, but this book is about learning, so you'll see some of the same concepts come up more than once.

The examples are as lean as possible.

Our readers tell us that it's frustrating to wade through 200 lines of an example looking for the two lines they need to understand. Most examples in this book are shown within the smallest possible context, so that the part you're trying to learn is clear and simple. Don't expect all of the examples to be robust, or even complete—they are written specifically for learning, and aren't always fully-functional.

We've placed all the example files on the Web so you can download them. You'll find them at <http://wickedlysmart.com/hfjs/>

The 'Brain Power' exercises don't usually have answers.

For some of them, there is no right answer, and for others, part of the learning experience of the Brain Power activities is for you to decide if and when your answers are right. In some of the Brain Power exercises you will find hints to point you in the right direction.

Tech Reviewers

Your Name Here?



Your Name Here?



Your Name Here?



Your Name Here?



Your Name Here?



Your Name Here?



Your Name Here?



We need you!

Feedback makes for a better book, and we need your feedback. Was there a big jump in the book you had trouble spanning? See a simple typo? Did we miss something big? Or, assume knowledge you didn't have? *It's all important.*

With every book, we meet a new group of friends who are passionate about learning, and passionate about helping shape the book. Usually this group comes from a few select people, often chosen by the publisher. This time, if you're reading this, you can help, and if you contribute, we'll make sure you are thanked. The bigger the impact on the book, the bigger we'll thank you. So, hopefully you have time to learn and also help!